SUBMITTAL SHEET

- **AUTO-ADJUST MORTISE DOOR BOTTOM IN WOOD DOOR**
- **PART #AMDB4 x 0.500" INSERTS**
- **WITH VCT, TILE OR NO TRANSITION STRIP: FLAT SURFACE**

PATENTS #6,442,901, 7,062, 881 AND PATENTS PENDING CONSULT DHSI

DETAIL # AMDB4-NT

(confirm revision date with DHSI)

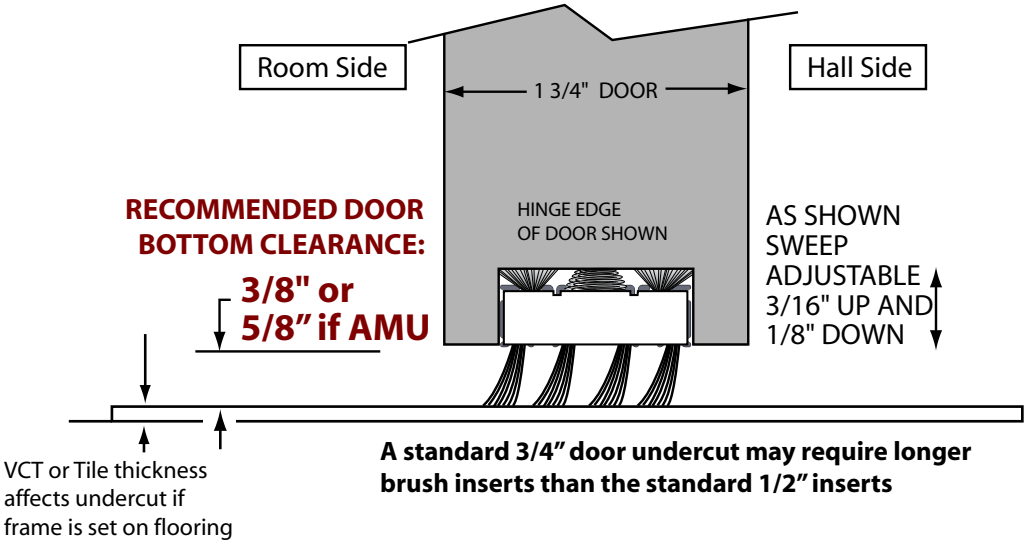

A standard 3/4" door undercut may require longer brush inserts than the standard 1/2" inserts

#AMDB4 Mortise Door Bottom

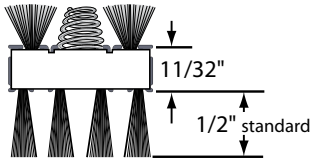

OTHER LENGTHS ARE AVAILABLE AND FIELD REPLACEABLE.

INSERT SIZE NEEDED:

- ○ 1/2" standard
- ○ 3/4" (available)
- ○ 3/4" (AMU)
- ○ 1" (available)

SWE - SOLID WOOD EDGE

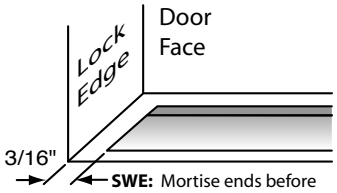

SWE: Mortise ends before edge of door on lock edge. This allows edge of door to remain flush.

Be sure lock edge mortise has been squared out to allow the AMDB to extend to end of mortise.

Complete as much information as possible and include this detail with your submittals.
"Approval" as noted is required for order entry and warranty

1. Transition shown is correct for all openings? **YES** ○ **NO** ○ If no, explain below.
   If the threshold is tapered, contact DHSI for the proper detail.
2. Thickness of flooring material shown is correct? **YES** ○ **NO** ○
3. "Allowance and Means for Undercut" option for airflow under door - add suffix "x AMU" to part #.
   AMU? **YES** ○ **NO** ○ If you require "AMU", minimum CFM Required: _____
   Note: If AMU is used, 5/8"+ clearance is recommended with the 3/4" AMU inserts.
4. Door Undercut is Approved? **YES** ○ **NO** ○ Approved By: GC ○ ARCH ○ OWN ○

DOOR MACHINING:

1. AMDB4 MORTISE: 1.125" WIDE X .437" DEEP.
2. "SWE" Solid Wood Edge door prep: Stop mortise **3/16"** from lock edge of door. Mortise shall be square to allow AMDB to sit flush to end of mortise. Radiused corners are not acceptable.
   Confirm "SWE" Solid Wood Edge Door Prep? **YES** ○ **NO** ○ Approved By: GC ○ ARCH ○ OWN ○

DOOR UNDERCUT

TO BE CONFIRMED

VCT or TILE ***see note #1*** (ACTUAL HEIGHT)		
MASTIC (CAN BE OVER 1/4" THICK)	+	
CLEARANCE SEE DRAWING	+	
= UNDERCUT OF DOORS	=	
ACTUAL WIDTH OF DOOR		
OPTIONAL: QTY REQUIRED		

NOTES:

1. The installation sequence of flooring materials and frames can alter undercut dimensions. The frame may be set before or after the flooring material is installed. Consider this in determining your door undercut (in the box to the right.)
2. The AMDB is adjustable left and right 1/4" to compensate if floor is out of level.
3. AMDB listed up to 90 minutes by ITS (WH).
4. Doors without "AMU" option may use #DP Decibel Plug to increase STC ratings: see specs & HW sets.
5. Minimum 1/16" engagement recommended to floor surface
6. Smaller clearances increase STC ratings. Larger clearances decrease opening/closing forces.
7. Some Timely/Rediframes can be 3/16" longer than the standard hollow metal frame. Take this into consideration when determining undercut.

Approval by Architect, Contractor or Construction Manager:

APPROVED: ○ AS SUBMITTED
○ EXCEPTIONS AS NOTED

NOT APPROVED: ○ REVISE AND RESUBMIT

COMMENTS:

APPROVAL BY: _____ PROJECT NAME: _____

FIRM: _____ LOCATION (CITY/STATE): _____

DATE: _____

MFG. BY DHSI, ROCHESTER, N.Y. TEL 585-235-8543 FAX 585-235-0431 E-MAIL: INFO@DHSI-SEAL.COM 10-31-22